






NORTH OF ENGLAND TRACK & FIELD LEAGUE 2018 LEAGUE POSITIONS TO DATE

01/11/2018

			TOTAL	TOTAL	MATCH 1		MATCH 2		MATCH 3		MATCH 4	
			LEAGUE	MATCH	League	Match	League	Match Pts	League	Match Pts	League	Match Pts
			POINTS	POINTS	Pts	Pts	Pts		Pts		Pts	
Div 1	1	Wakefield Harriers & District AC	22	1600	4	364	6	411	6	427	6	398
	2	Wigan & District Harriers & AC	15	1478	6	435	2	322.5	3	334	4	386.5
	3	West Cheshire AC	14	1445.5	3	358	4	368.5	4	364	3	355
	4	City of York	14	1340	2	251	5	385	5	386	2	318
	5	Preston Harriers	13	1380.5	5	386	1	274	2	327	5	393.5
	6	City of Sheffield & Deame AC	6	724.5	1	181	3	362.5	1	158	1	23
Div 2W	1	Team Isle of Man	23	1638	6	402	5	370	6	416	6	450
	2	Leigh Harriers & AC	18	1457.5	5	384.5	6	406	5	362	2	305
	3	Liverpool Pembroke & Sefton AC	14	1411	4	368	4	357	2	338	4	348
	4	Blackpool, Wyre & Fylde AC	11	1332.5	2	297	1	307	3	340.5	5	388
	5	Manchester Harriers & AC	10	1268	1	275.5	2	310	4	347.5	3	335
	6	Liverpool Harriers & AC	8	1052	3	333	3	323	1	223	1	173
Div 2WC	1	Blackburn Harriers & AC	23	1661.5	6	401	6	435.5	6	417	5	408
	2	Holmfith Harriers AC	20	1604	4	375	5	408	5	406	6	415
	3	Bolton United Harriers	15	1464	5	382	3	329	4	455	3	298
	4	Spensborough & District AC	14	1347	3	324	4	336	3	321.5	4	365.5
	5	Bury AC	8	1220.5	2	319.5	2	319	2	318	2	264
	6	East Cheshire Harriers & Tameside AC	4	1088	1	273.5	1	298	1	274	1	242.5
0												
Div 2EC	1	Derby AC	22	1452	5	350	6	368	5	340	6	394
	2	Rotherham Harriers & AC	19	1406	4	327	4	353	6	347	5	379
	3	Kingston uon Hull AC	18	1297	6	360	5	260	4	338	3	339
	4	Hallamshire Harriers Sheffield	10	1282	2	281	3	331	1	300	4	370
	5	Chesterfield & District AC	8	1232.5	3	294	1	308	2	323	2	307.5
	6	Lincoln Wellington AC	7	1254.5	1	255	2	311	3	330	1	358.5
Div 2E	1	Gateshead Harriers & AC	21	1534	6	383	6	401	4	332	5	418
	2	Walsend /Blyth	17	1400	4	323	4	322	3	331	6	424
	3	Morpeth Harriers & AC	17	1373	5	365	2	278	6	371	4	359
	4	Middlesborough AC	12	1233	2	234	5	347	2	327	3	325
	5	Tynedale Harriers	12	1186	3	291	3	289	5	347	1	259
	6	Richmond & Zetland AC	5	1018	1	222	1	233	1	253	2	310
Div 3W	1	Sale Harriers Manchester	20	1545	6	387	6	479	6	391	2	288
	2	Wirral AC	17	1278	4	329	4	305	3	298	6	346
	3	Trafford AC	16	1144	1	153	5	324	5	347	5	320
	4	Deeside AAC	13	1179	5	350	3	298	2	233	3	298
	5	St. Helens Sutton AC	13	1168	3	269	2	272	4	322	4	305
	(1 down) 6	Salford Metropolitan AC	5	647	2	204	1	154	1	139	1	150
Div 3WC	1	Southport Waterloo AC	22	1438.5	6	336	6	389	5	345	5	368.5
	2	Seaton AC	21	1408.5	4	308.5	5	327	6	404	6	369
	3	Kendal AC	16	1256.5	5	333	3	261	4	321.5	4	341
	4	Burnley AC	12	1070.5	3	267	4	310	3	289.5	2	204
	5	Border Harriers & AC	8	1046	2	237	1	249	2	283	3	277
	(1 down) 6	Pendle AC	5	826	1	217.5	2	259	1	171	1	178.5

NORTH OF ENGLAND TRACK & FIELD LEAGUE 2018 LEAGUE POSITIONS TO DATE

01/11/2018

			TOTAL	TOTAL	MATCH 1		MATCH 2		MATCH 3		MATCH 4		
			LEAGUE	MATCH	League	Match	League	Match	League	Match	League	Match	
			POINTS	POINTS	Pts	Pts	Pts	Pts	Pts	Pts	Pts	Pts	
	3EC	1	Doncaster AC	22	1516	6	362	6	429	5	366	5	359
	Div	2	Bingley Harriers	17	1389.5	2	287.5	5	393	4	332	6	377
		3	Scunthorpe Harriers AC	15	1270.5	3	306.5	2	253	6	368	4	343
		4	Skyrac AC	11	1200	4	338	4	322	1	276	2	264
		5	Barnsley AC	11	1191	5	339	3	313	2	282	1	257
		6	Cleethorpes & District AC	8	961	1	208	1	171	3	316	3	266
	Div	1	Harrogate Harriers	22	1457	6	359	5	371	6	354	5	373
	3E	2	Leeds City AC	17	1484	3	314	6	418	2	276	6	476
		3	Chester-le-Street/Darlington	15	1356	5	351	2	312	4	344	4	349
		4	North Shields Poly	15	1304.5	4	323	3	316	5	353.5	3	312
		5	Durham City Harriers & AC	11	1084.5	2	252.5	4	322	3	298	2	212
		6	Blaydon Harriers\Elswick	5	722.5	1	240.5	2	224	1	195	1	63
	Div	1	Macclesfield Harriers & AC	25	1376	7	273	4	270	7	413	7	420
	4W (2 Up)	2	Crewe & Nantwich AC	23	1325	4	239	7	375	6	376	6	335
		3	Altrincham & District AC	17	257.5	5	261.5	3	245	4	288	5	325
		4	Horwich and Chorley	16	1082	3	216	5	296	5	311	3	259
		5	Halifax Harriers	15	839	6	263	6	314	3	262	0	0
		6	Wrexham AAC	8	844	1	195	1	188	2	161	4	300
		7	Oldham & Royton Harriers & AC	7	650	2	196	2	192	1	159	2	103
	Div	1	Grantham AC	31	1752.5	8	394	8	484	8	460.5	7	414
	4EC	2	Boston & District AC	27	1609	7	373	5	369	7	421	8	446
		3	Longwood Harriers & AC	24	1567	5	354	7	392	6	414	6	407
		4	Newark AC	18	1300	6	370	6	382	3	342	3	206
		5	Penistone FP Runners	15	1384	3	342	2	281	5	383	5	378
		6	Pontefract AC	14	1413	2	335	4	368	4	374	4	336
		7	Worksop Harriers & AC	10	1050	4	352	3	360	2	217	1	121
		8	Bradford Airedale AC	5	495	1	101	1	125	1	141	2	128
	Div	1	South Shields/Birtley	26	1584	7	384	7	406	5	299	7	495
	4E	2	New Marske Harriers	24	1691	5	315	6	400	7	492	6	484
		3	Scarborough AC	18	1206	3	278	5	322	6	400	4	206
		4	Heaton Harriers	16	1217	4	306	4	286	3	242	5	383
		5	Houghton Harriers & AC	16	1076	6	341	3	269	4	267	3	199
		6	Tyne Bridge Harriers	7	779	2	245	2	181	2	213	1	140
		7	Jarrow & Hebburn	5	717	1	198	1	142	1	180	2	197